



Discover Generics

Cost-Effective CT & MRI Contrast Agents

 FRESENIUS
KABI

[WATCH VIDEO](#)

AJNR

This information is current as
of June 13, 2025.

A Meta-analysis of Combined Aspiration Catheter and Stent Retriever versus Stent Retriever Alone for Large-Vessel Occlusion Ischemic Stroke

D.A. Scharz, N.R. Ellens, G.S. Kohli, S.M.K. Akkipeddi, G.P. Colby, T. Bhalla, T.K. Mattingly and M.T. Bender

AJNR Am J Neuroradiol published online 17 March 2022
<http://www.ajnr.org/content/early/2022/03/17/ajnr.A7459>

A Meta-analysis of Combined Aspiration Catheter and Stent Retriever versus Stent Retriever Alone for Large-Vessel Occlusion Ischemic Stroke

 D.A. Scharztz,  N.R. Ellens,  G.S. Kohli,  S.M.K. Akkipeddi,  G.P. Colby,  T. Bhalla,  T.K. Mattingly, and  M.T. Bender

ABSTRACT

BACKGROUND: The efficacy of combined aspiration catheter and stent retriever compared with stent retriever alone for the treatment of large-vessel occlusion acute ischemic stroke is unclear.

PURPOSE: Our aim was to conduct a systematic literature review and meta-analysis on several metrics of efficacy comparing aspiration catheter and stent retriever with stent retriever alone.

DATA SOURCES: MEDLINE and the Cochrane Library Databases were searched. Randomized controlled trials and case-control and cohort studies were included.

STUDY SELECTION: Ten comparative studies were included detailing a combined 1495 studies with aspiration catheter and stent retriever and 1864 with stent retrievers alone.

DATA ANALYSIS: Data on first pass effect (TICI 2b/2c/3 after first pass), final successful reperfusion (modified TICI $\geq 2b$), and 90-day functional independence (mRS ≤ 2) were collected. Meta-analysis was performed using a random-effects model.

DATA SYNTHESIS: There was a pooled composite first pass effect of 40.8% (611/1495) versus 32.6% (608/1864) for aspiration catheter and stent retriever and stent retriever alone, respectively ($P < .0001$). Similarly, on a meta-analysis, aspiration catheter and stent retriever were associated with a higher first pass effect compared with stent retriever alone (OR = 1.63; 95% CI, 1.20–2.21; $P = .002$; $I^2 = 72\%$). There was no significant difference in composite rates of successful reperfusion between aspiration catheter and stent retriever (72.8%, 867/1190) and stent retriever alone (70.8%, 931/1314) ($P = .27$) or on meta-analysis (OR = 1.31; CI, 0.81–2.12; $P = .27$; $I^2 = 82\%$). No difference was found between aspiration catheter and stent retriever and stent retriever alone on 90-day functional independence (OR = 1.02; 95% CI, 0.77–1.36; $P = .88$; $I^2 = 40\%$).

LIMITATIONS: This study is limited by high interstudy heterogeneity.

CONCLUSIONS: On meta-analysis, aspiration catheter and stent retriever are associated with a superior first pass effect compared with stent retriever alone, but they are not associated with statistically different final reperfusion or functional independence.

ABBREVIATIONS: AIS = acute ischemic stroke; ASR = combined aspiration catheter and stent retriever; BGC = balloon-guide catheter; eTICI = expanded TICI; mTICI = modified TICI; FPE = first pass effect; LVO = large-vessel occlusion; SR = stent retriever

There are several different techniques used for the endovascular treatment of acute ischemic stroke (AIS) secondary to large-vessel occlusion (LVO), including mechanical thrombectomy via a stent retriever (SR), direct contact aspiration using a large-bore

intermediate catheter, and a combined approach using a contact aspiration catheter with a stent retriever (ASR). SR is a well-established, safe technique for AIS and often results in high rates of successful recanalization.¹ Similarly, contact aspiration is a commonly used technique. The Contact Aspiration vs Stent Retriever for Successful Revascularization (ASTER) trial compared contact aspiration with SR alone and found no significant difference in final reperfusion or first pass effect (FPE) between the 2 methods.² FPE is an increasingly used metric, expressed as the achievement of complete recanalization with a single use/pass of a thrombectomy device.³

Recent studies have also investigated the efficacy of ASR, which theoretically should synergize the positive thromboembolic

Received November 9, 2021; accepted after revision January 11, 2022.

From the Departments of Imaging Sciences (D.A.S.) and Neurosurgery (N.R.E., G.S.K., S.M.K.A., T.B., T.K.M., M.T.B.), University of Rochester Medical Center, Rochester, New York; and Department of Neurological Surgery (G.P.C.), University of California Los Angeles, Los Angeles, California.

Please address correspondence to Matthew T. Bender, MD, University of Rochester School of Medicine and Dentistry, University of Rochester Medical Center, 601 Elmwood Ave, Rochester, NY 14642; e-mail: matthew_bender@urmc.rochester.edu
<http://dx.doi.org/10.3174/ajnr.A7459>

retrieval mechanisms of SR and contact aspiration. However, results have been mixed. While some studies have shown that ASR results in superior technical and clinical outcomes,⁴⁻⁶ other studies have shown no such benefits.⁷⁻⁹ The recently completed Combined Use of Contact Aspiration and the Stent Retriever Technique Versus Stent Retriever Alone for Recanalisation in Acute Cerebral Infarction (ASTER2) trial compared ASR with SR and found no difference in the final reperfusion, but multiple secondary reperfusion end points favored ASR.⁹ Thus, the efficacy of ASR compared with SR alone is unclear. The aim of this study was to complete a systematic literature review and meta-analysis to better evaluate how ASR compares with SR in LVO AIS.

MATERIALS AND METHODS

Literature Search and Eligibility Criteria

A Preferred Reporting Items for Systematic Reviews and Meta-Analysis (PRISMA)-guided systematic literature review and meta-analysis was conducted to investigate the efficacy of primary ASR versus SR alone for the treatment of LVO AIS. Institutional review board approval was not required because the data were obtained from already published studies and are publicly obtainable.

The MEDLINE and Cochrane Databases were searched up to September 2021 using the following search terms: “Aspiration Catheter” AND “Mechanical Thrombectomy” AND “Stroke,” “Aspiration Catheter” AND “Stent Retriever” AND “Stroke,” “Aspiration” AND “Stent Retriever” AND “Stroke,” “Aspiration” AND “Mechanical Thrombectomy” AND “Stroke.” The MEDLINE software removed duplicated studies between queries; results from the Cochrane Database were cross-referenced with the MEDLINE results, and duplicates were excluded. Only comparative studies with internal controls were included in this analysis (eg, directly compared efficacy metrics of ASR and SR within same study cohort). Each study from the literature search was screened on the basis of the title alone or abstract, with further reading of the article if there was uncertainty about preliminary inclusion. Studies had to be written in English for inclusion and to include >18 patients within the cohort. Both randomized controlled trials and observational studies were included in the quantitative synthesis. For inclusion, studies had to describe the use of primary combined aspiration catheter and stent retriever as a treatment technique; those that used adjunct aspiration/or SR as a rescue therapy were not included in this analysis. Similarly, for the SR studies, SR had to be used as a primary technique. After the initial screening process, all of the studies were more rigorously assessed for possible final inclusion by 2 independent reviewers for confirmation of data with disagreements settled by consensus. Inclusion of at least one of the main outcome measures described below was an additional requirement for inclusion in the meta-analysis.

Outcome Measures

Three primary outcome measures were evaluated to compare the efficacy of ASR and SR alone for ischemic stroke of the anterior circulation. FPE was measured on the basis of the internal metric for a successful first pass as dictated for each individual study, which included expanded TICI (eTICI) $\geq 2b$, eTICI $\geq 2c$, or modified TICI (mTICI) 3 only. For the sake of this study, FPE also included

modified FPE (eg, achieved mTICI 2b after the first pass) if that was what was reported as FPE in the study. In other words, some studies described modified FPE or the equivalent (eg, “successful reperfusion”) as an eTICI $\geq 2b$, while in other studies, only mTICI 2c/3 cases were considered a successful first pass. However, because they were internally controlled, both types were included in the FPE analysis. The final TICI score following endovascular intervention was used as a surrogate for successful reperfusion. Studies had to describe a final TICI score of either eTICI $\geq 2c$ or mTICI $\geq 2b$, and both were grouped and included in the successful reperfusion analysis. All studies had to delineate the exact TICI score for inclusion in this analysis and the FPE analysis. Ninety-day functional independence (mRS 0–2) was also investigated as a primary outcome. A study had to detail at least one of these outcome measures to be included in the quantitative synthesis. Subgroup analyses based on the TICI definition of the primary outcome measures of FPE and successful reperfusion were also completed. Studies that defined an outcome measure by TICI 3 and mTICI 2c/3 scores were grouped together, whereas those that defined an outcome with mTICI $\geq 2b$ were grouped together. Last, a secondary composite outcome measure included the 90-day mortality rate.

Results Synthesis and Statistical Analysis

Forest plots for each of the primary outcome measures of FPE, successful reperfusion, and 90-day functional independence were constructed with corresponding ORs. A random-effects model was used to calculate the pooled OR for each analysis using a Mantel and Haenszel method. All forest plots and corresponding statistical analyses including tests of heterogeneity were calculated using Review Manager (RevMan computer program, Version 5.4; <https://review-manager.software.informer.com/5.4/>). A χ^2 test (completed using GraphPad Prism 9 software; GraphPad Software) was used to assess statistical significance for overall composite differences in efficacy rates and secondary outcome measures.

Bias and Heterogeneity Assessments

Statistical heterogeneity was assessed using the Cochran Q statistic and described using the I^2 measure and P value. An I^2 of >50% and >75% was used as a benchmark for moderate and considerable heterogeneity, respectively. A heterogeneity P value > .10 was used to indicate statistically nonsignificant heterogeneity. An assessment of potential publication bias was also completed for each analysis using funnel plots and the Egger test, implemented using MedCalc statistical software (<https://www.medcalc.org>). An Egger test P value < .10 was used to indicate significant publication bias.

RESULTS

Systematic Literature Search

From MEDLINE and Cochrane Databases, 484 studies resulted from our search after the removal of duplicates. Two articles were found on the basis of screening references based on a supplementary literature review. Fourteen articles that potentially met the full inclusion criteria were more rigorously assessed. Four of these articles were eventually not included for the following reasons: One study did not adequately specify the TICI score from those treated, 2 studies had <18 patients in each treatment arm, and 1 study

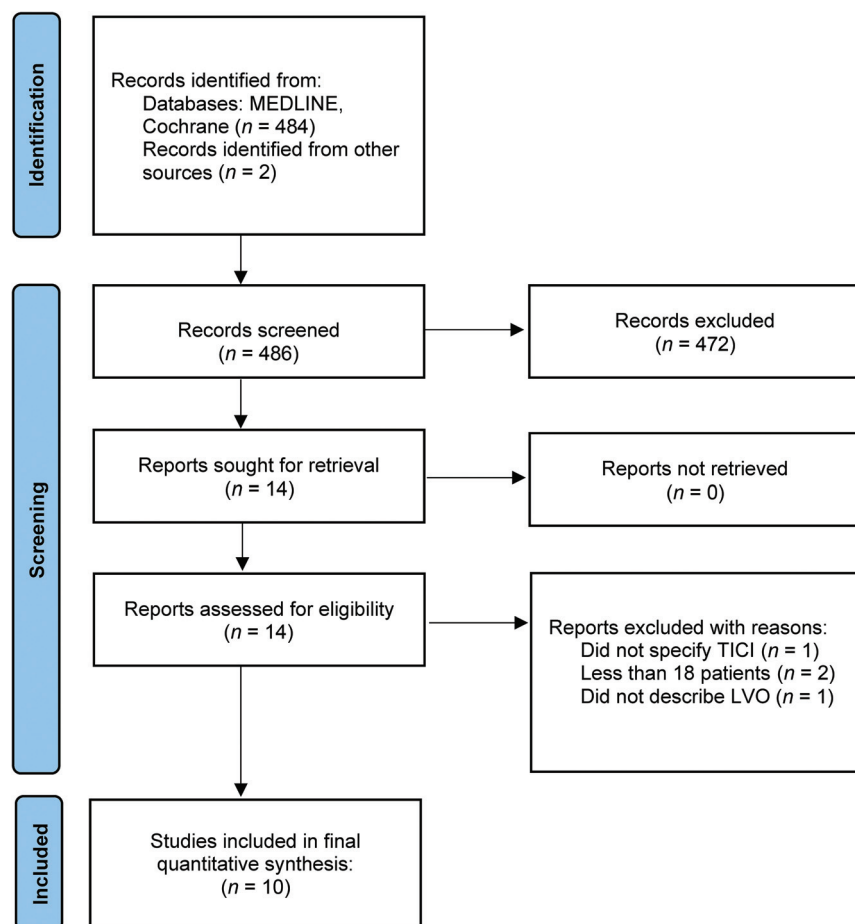


FIG 1. PRISMA literature review flow diagram.

Characteristics of studies included within quantitative synthesis

Study	Design	ASR (No.)	SR (No.)	BGC Use (No.)
Hesse et al, 2018 ¹²	Multicenter, retrospective	184	102	100
Colby et al, 2019 ¹⁰	Single center, retrospective	106	215	49.5
Hafeez et al, 2020 ¹¹	Single center, retrospective	51	57	100
Kim et al, 2020 ⁶	Single center, retrospective	42	49	100
Meder et al, 2021 ¹³	Single center, retrospective	37	33	0
Lapergue et al, 2021 ⁹	Multicenter, randomized controlled trial	203	202	93
Okuda et al, 2021 ⁵	Multicenter, retrospective	240	128	98.6
Blasco et al, 2021 ⁷	Multicenter, retrospective	128	273	100
Mohammaden et al, 2021 ⁸	Single center, prospective	165	255	100
Di Maria et al, 2021 ⁴	Multicenter, prospective	339	550	21.3

described only M2 occlusions and not LVO. As a result, 10 studies describing a total of 1495 patients having undergone ASR and 1864 having undergone SR met the final inclusion criteria for the quantitative synthesis (Fig 1).⁴⁻¹³ Of these studies, 1 was a multicenter randomized controlled trial, 1 was a multicenter prospective registry study, 4 were single-center retrospective studies, 1 was a single-center prospective study, and 3 were multicenter retrospective studies. A review of the characteristics of the included studies can be seen in the Table.

Meta-analysis

From the 10 included comparative studies, there were 1495 patients having undergone ASR and 1864 having undergone SR. The criteria for FPE were achievement of mTICI 2c/3 in 8 studies, and in 2 studies, it was defined as TICI $\geq 2b$. Regarding FPE results, the pooled composite rates were 40.8% (611/1495) versus 32.6% (608/1864) for ASR and SR, respectively ($P < .0001$). On meta-analysis, primary ASR was also associated with a higher FPE compared with primary SR (OR = 1.63; 95% CI, 1.20–2.21; $P = .002$) (Fig 2). A subgroup analysis was completed on the basis of TICI criteria and the FPE definition. Both the mTICI 2c/3 subgroup (8 studies, 2947 patients) and the TICI $\geq 2b$ subgroup (2 studies, 412 patients) significantly favored ASR over SR with an OR of 1.47 (95% CI, 1.04–2.07; $P = .03$) and 1.63 (95% CI, 1.20–2.21; $P < .0001$), respectively (Fig 2).

Successful final reperfusion was defined as mTICI $\geq 2b$ in 7/9 (1698 patients) of the included studies, and as mTICI 2c/3 in the other 2/9 studies (806 patients). There was no significant difference in composite rates between ASR (72.8%, 867/1190) and SR (70.8%, 931/1314) ($P = .27$) regarding successful reperfusion. This was similarly the case on a meta-analysis comparing ASR and SR (OR = 1.31; 95% CI, 0.81–2.12; $P = .27$) (Fig 3). However, on subgroup analysis based on the TICI score reperfusion definition, ASR had a significantly higher odds of achieving successful final reperfusion when defined as mTICI $\geq 2b$ compared with SR alone (OR = 1.64; 95% CI, 1.04–2.50; $P = .03$), whereas in studies that defined reperfusion as mTICI 2c/3, there was no difference between ASR and SR (OR = 0.72; 95% CI, 0.22–2.39; $P = .59$) (Fig 3).

For the last main outcome measure of functional independence (ie, 90-day mRS of 0–2), there was no significant difference in reported composite rates between ASR (42.5%, 293/690) and SR (45.9%, 360/784) ($P = .19$), which was also the same on the meta-analysis (OR = 1.02; 95% CI, 0.77–1.36; $P = .88$; $I^2 = 40\%$) (Fig 4). The 90-day mortality rates from those studies that reported it were also investigated. Overall, the composite mortality rates between ASR and SR were not significant at 17.9% (117/651) versus 16.8% (132/787), respectively ($P = .58$).

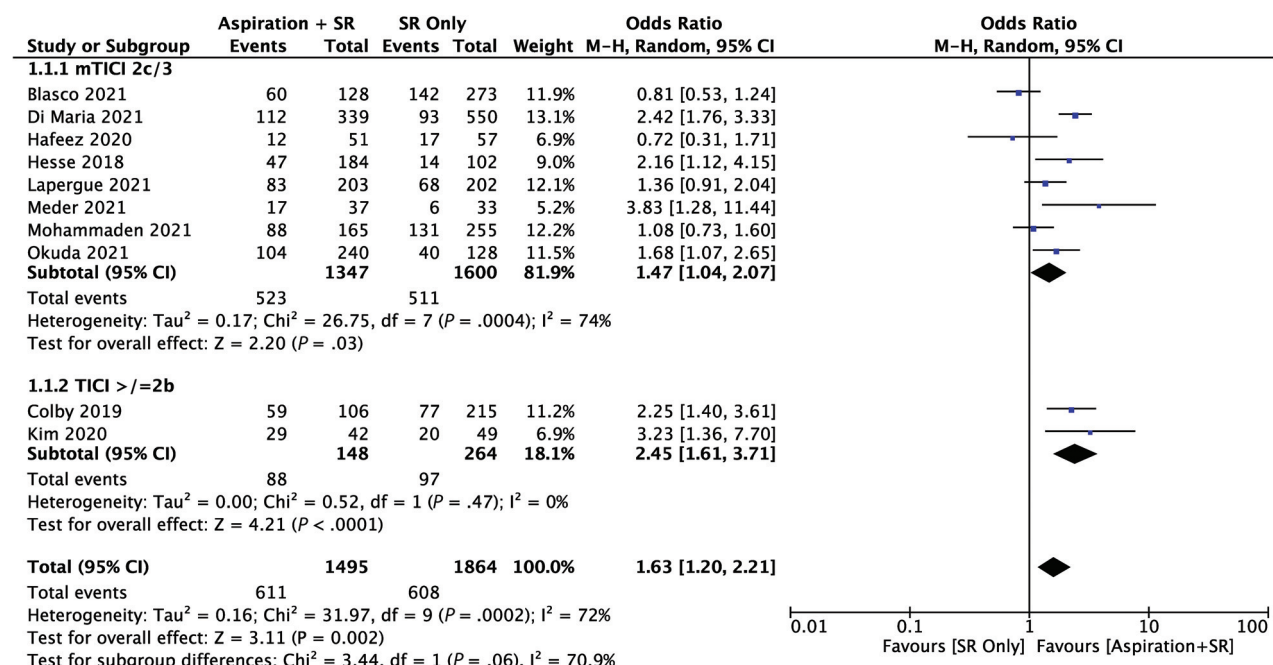


FIG 2. Forest plot for FPE analysis. M-H indicates Mantel and Haenszel.

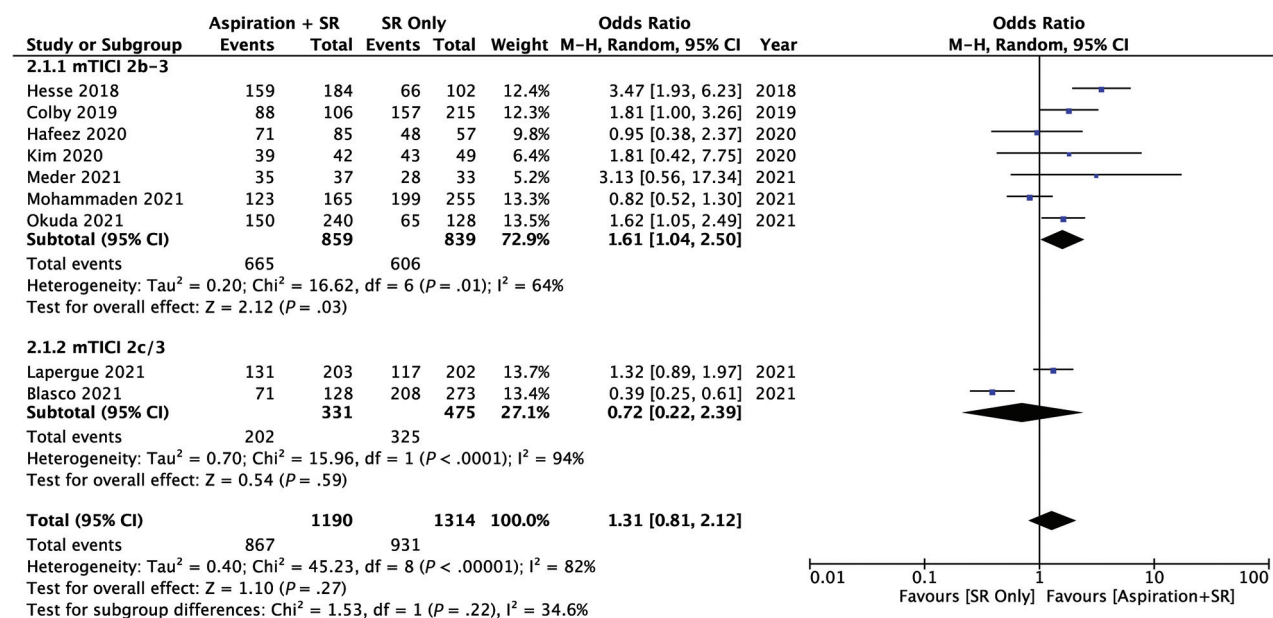


FIG 3. Forest plot for final reperfusion analysis. M-H indicates Mantel and Haenszel.

Assessment of Heterogeneity and Bias

An assessment of interstudy heterogeneity among the included studies was completed and described using the I^2 and heterogeneity P values. For the primary FPE analysis, there was moderate heterogeneity among the included studies ($I^2 = 72\%$, $P = .0002$). Regarding the successful recanalization analysis, there was considerable interstudy heterogeneity ($I^2 = 82\%$, $P < .001$). There was nonsignificant low heterogeneity among the studies included in the functional outcome analysis ($I^2 = 40\%$, $P = .88$). The Egger test was used to assess potential publication bias for the primary outcome measures. Significant publication bias was found

in the functional independence analysis ($P = .05$). There was no significant publication bias in the FPE analysis ($P = .75$) or the reperfusion analysis ($P = .68$).

DISCUSSION

This was the first meta-analysis to evaluate the efficacy between ASR compared with SR alone for the treatment of AIS. The current literature comprises retrospective studies and a single randomized controlled trial. On pooled quantitative synthesis, ASR was associated with a superior first pass success rate (OR =

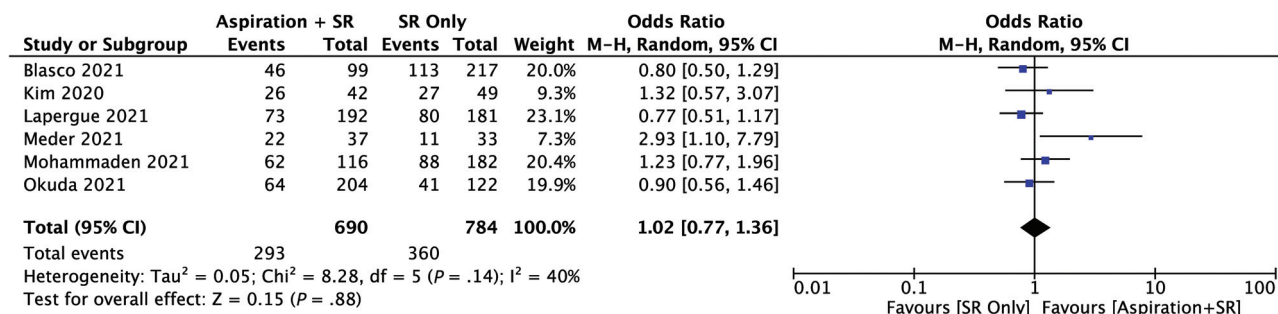


FIG 4. Forest plot for functional independence (90-day mRS of 0–2). M-H indicates Mantel and Haenszel.

1.63, $P = .002$). However, there was no significant difference between ASR and SR regarding final reperfusion, functional independence, or 90-day mortality.

The headlines emerging from randomized trials suggest similar final reperfusion with varying technical approaches to endovascular thrombectomy. The ASTER randomized clinical trial compared primary contact aspiration with primary SR and found no difference in final successful revascularization rates.² The recent ASTER2 randomized controlled trial similarly investigated the efficacy of ASR versus SR alone and also found no difference in final reperfusion rates of eTICI $\geq 2c$ (64.5% versus 57.9%, $P = .17$).⁹ However, the absolute difference of 6.6% in ASTER2 did exceed the minimal clinically important differences, believed to be between 3.1% and 5%.¹⁴ The authors acknowledged that a treatment effect of 15% was expected, so ASTER2 may have simply been underpowered.

Although the primary end point did not, several relevant secondary end points in ASTER2 favored ASR over SR alone. ASR was superior at achieving eTICI 2b/2c/3 (86.2% versus 72.3%, $P < .001$) and eTICI 2c/3 (59.6% versus 49.5%, $P = .04$) after the assigned initial intervention alone, which could be repeated up to 3 times.⁹ There was a trend toward improved FPE with ASR (40.9% versus 33.7% eTICI 2c/3, $P = .12$; 53.7% versus 44.6% eTICI 2b50/2c/3, $P = .06$), though this did not reach statistical significance. An additional study of 1832 patients found that combined thrombectomy and thromboaspiration resulted in a superior FPE compared with SR alone, and in those patients in whom FPE was achieved, a significantly better outcome and 90-day mortality result was observed.⁴ In the present meta-analysis, no difference in final reperfusion was observed ($P = .27$), but achievement of TICI 2b/2c/3 after first pass was superior in the ASR group (OR = 1.63, Fig 2). However, while there was no significant difference in final reperfusion overall, subgroup analysis based on the reperfusion definition revealed that ASR was superior at achieving mTICI 2b/3 (OR = 1.61, $P = .03$). Given that there was no significant difference in mTICI 2c/3 (Fig 3), this finding seems to suggest that the mTICI 2b/3 subgroup result was likely due to a higher proportion of mTICI 2b final reperfusion.

There has been a movement toward making FPE the primary outcome of trials of endovascular thrombectomy. This has largely been on the basis of reduced complications associated with fewer passes¹⁵ and superior outcomes if complete reperfusion is achieved after the first pass.¹⁶ FPE also has statistical advantages:

Outcomes that are evenly distributed between good and bad are more sensitive in demonstrating the salutary and detrimental effects of procedural variation. A previous meta-analysis showed that FPE and modified FPE rates after endovascular thrombectomy generally were 28% and 45%, respectively.¹⁷ Final reperfusion in most LVO series was $\geq 80\%$, which may limit the ability to detect differences resulting from technical variation.¹⁸ Moreover, final reperfusion is necessarily reported as intention-to-treat, given the technical crossover that occurs in second, third, and subsequent passes. FPE, by contrast, more closely represents the results of a single embolectomy technique. ASTER2 required 3 attempts with identical techniques,⁹ though in retrospective series crossover occurs in as high as 30%–45% of cases.^{5,7}

Given that ASR is associated with superior FPE and that FPE is associated with better outcomes, it was surprising that ASR was not also associated with superior clinical results on the meta-analysis. A possible explanation is that many studies, including ASTER2, required the use of a balloon-guide catheter (BGC) in both treatment arms.^{5,9} BGCs arrest flow, reducing clot fragmentation and distal emboli.¹⁹ Mechanistic overlap was observed from the introduction of intermediate aspiration catheters: Kurre et al²⁰ reported a reduction (14.6% to 3.3%) of distal emboli by adding an intermediate aspiration catheter to the SR without the use of a BGC. Bourcier et al²¹ showed that a BGC does not confer better reperfusion and clinical outcomes compared with no BGC when used with combined SR and contact aspiration. Given the overlapping mechanism of a BGC and distal aspiration, it is plausible that the requirement of BGCs in studies comparing ASR and SR functionally diluted the effect of the intermediate aspiration catheter. This possibility could explain why the ASTER2 trial did not achieve a significant difference in final reperfusion, and why it may have been underpowered. Additionally, the outcome measure we investigated was 90-day mRS, but it is possible that the outcome differences between ASR and SR are more granular—that is, they may be limited to short-term issues and complications that resolve by day 90: temporary physical deficits, prolonged hospital stay, increased discharge to rehabilitation facilities, and/or higher procedural costs because rescue techniques may be required. These possibilities are an avenue for future studies and should be considered in future trial design.

This study has several limitations. First, there is a degree of heterogeneity in regard to the embolectomy technique, including the required use of a BGC, which may function as a confounding variable. Most studies in the analysis required or primarily used a

BGC with their technique,^{5-9,11} whereas in some studies, it was more variable or did not necessitate a BGC for inclusion in the analysis.^{4,10,13} Additionally, there has been only 1 randomized controlled trial to date; thus, the data in the literature are limited to single or multicenter retrospective/prospective analyses, which are prone to biases inherent to their study design. Furthermore, the definition of FPE and final reperfusion varied among studies: Some defined them as achievement of mTICI 2c/3, and others, as reaching eTICI $\geq 2b$. Although we included only comparative studies with internal controls and completed subgroup analysis based on outcome definition to compensate for this difference, the results should still be interpreted within this context.

An additional limitation is that this study compared only 2 techniques without association with any other variables that could alter their efficacy. For example, clot composition was not considered but has been shown to influence FPE in thrombectomy.²² Similarly, this study did not account for the presence of a positive susceptibility vessel sign, which has also been shown to predict and influence the success of thrombectomy.²³ In fact, the ongoing Vesair Balloon Confirmatory Trial (VECTOR) is investigating how positive susceptibility vessel sign occlusions might influence the efficacy of a first-line SR combined with contact aspiration versus contact aspiration alone.²⁴ Moreover, thrombus positioning was also not considered even though thromboaspiration success has been shown to be influenced by the interface angle between the clot and thrombectomy device.²⁵ Last, we also observed a moderate-to-considerable degree of inter-study heterogeneity within the FPE and recanalization analyses, likely, in part, due to the aforementioned limitations. Thus, the results described here should be interpreted with these considerations.

CONCLUSIONS

The current literature indicates that ASR results in a superior FPE compared with SR alone. Despite no significant difference in final recanalization overall, subgroup analysis suggests that ASR may result in superior final reperfusion when defined as mTICI $\geq 2b$. Nonetheless, there was no significant difference in functional outcomes between the 2 techniques. Further research should focus on variables that account for differences between ASR and SR, such as the use of a BGC, among others.

Disclosure forms provided by the authors are available with the full text and PDF of this article at www.ajnr.org.

REFERENCES

- Goyal M, Menon BK, van Zwam WH, et al. Endovascular thrombectomy after large-vessel ischaemic stroke: a meta-analysis of individual patient data from five randomised trials. *Lancet* 2016;387:1723–31 [CrossRef Medline](#)
- Lapergue B, Blanc R, Gory B, et al; ASTER Trial Investigators. Effect of endovascular contact aspiration vs stent retriever on revascularization in patients with acute ischemic stroke and large vessel occlusion: the ASTER randomized clinical trial. *JAMA* 2017;318:443–52 [CrossRef Medline](#)
- Zaidat OO, Castonguay AC, Linfante I, et al. First pass effect: a new measure for stroke thrombectomy devices. *Stroke* 2018;49:660–66 [CrossRef Medline](#)
- Di Maria F, Kyheng M, Consoli A, et al; ETIS Investigators. Identifying the predictors of first-pass effect and its influence on clinical outcome in the setting of endovascular thrombectomy for acute ischemic stroke: results from a multicentric prospective registry. *Int J Stroke* 2021;16:20–28 [CrossRef Medline](#)
- Okuda T, Arimura K, Matsuo R, et al; QNET Investigators. Efficacy of combined use of a stent retriever and aspiration catheter in mechanical thrombectomy for acute ischemic stroke. *J Neurointerv Surg* 2021 Sep 20. [Epub ahead of print] [CrossRef Medline](#)
- Kim SH, Lee H, Kim SB, et al. Hybrid mechanical thrombectomy for acute ischemic stroke using an intermediate aspiration catheter and Trevo stent simultaneously. *J Clin Neurosci* 2020;76:9–14 [CrossRef Medline](#)
- Blasco J, Puig J, López-Rueda A, et al; ROSSETTI Group. Addition of intracranial aspiration to balloon guide catheter does not improve outcomes in large vessel occlusion anterior circulation stent retriever based thrombectomy for acute stroke. *J Neurointerv Surg* 2021 Aug 27. [Epub ahead of print] [CrossRef Medline](#)
- Mohammaden MH, Haussen DC, Pisani L, et al. Stent-retriever alone vs. aspiration and stent-retriever combination in large vessel occlusion stroke: a matched analysis. *Int J Stroke* 2021 May 27. [Epub ahead of print] [CrossRef Medline](#)
- Lapergue B, Blanc R, Costalat V, et al. ASTER2 Trial Investigators. Effect of thrombectomy with combined contact aspiration and stent retriever vs stent retriever alone on revascularization in patients with acute ischemic stroke and large vessel occlusion: the ASTER2 randomized clinical trial. *JAMA* 2021;326:1158–69 [CrossRef Medline](#)
- Colby GP, Baharvahdat H, Mowla A, et al. Increased success of single-pass large vessel recanalization using a combined stentriever and aspiration technique: a single institution study. *World Neurosurg* 2019;123:e747–52 [CrossRef Medline](#)
- Hafeez MU, Kan P, Srivatsan A, et al. Comparison of first-pass efficacy among four mechanical thrombectomy techniques: a single-center experience. *World Neurosurg* 2020;144:e533–40 [CrossRef Medline](#)
- Hesse AC, Behme D, Kemmling A, et al. Comparing different thrombectomy techniques in five large-volume centers: a 'real world' observational study. *J Neurointerv Surg* 2018;10:525–29 [CrossRef Medline](#)
- Meder G, Żuchowski P, Skura W, et al. Mechanical thrombectomy in stroke. Experience from switching from stent retriever only to stent retriever combined with aspiration catheter. *J Clin Med* 2021;10:1802 [CrossRef Medline](#)
- Lin CJ, Saver JL. The minimal clinically important difference for achievement of substantial reperfusion with endovascular thrombectomy devices in acute ischemic stroke treatment. *Front Neurol* 2020;11:524220 [CrossRef Medline](#)
- García-Tornel Á, Requena M, Rubiera M, et al. When to stop: detrimental effect of device passes in acute ischemic stroke secondary to large vessel occlusion. *Stroke* 2019;50:1781–88 [CrossRef](#)
- Nikoubashman O, Dekeyser S, Riabikin A, et al. True first-pass effect. *Stroke* 2019;50:2140–46 [CrossRef Medline](#)
- Abbasi M, Liu Y, Fitzgerald S, et al. Systematic review and meta-analysis of current rates of first pass effect by thrombectomy technique and associations with clinical outcomes. *J Neurointerv Surg* 2021;13:212–16 [CrossRef Medline](#)
- Tsang CO, Cheung IH, Lau KK, et al. Outcomes of stent retriever versus aspiration-first thrombectomy in ischemic stroke: a systematic review and meta-analysis. *AJNR Am J Neuroradiol* 2018;39:2070–76 [CrossRef Medline](#)
- Chueh JY, Kühn AL, Puri AS, et al. Reduction in distal emboli with proximal flow control during mechanical thrombectomy: a quantitative in vitro study. *Stroke* 2013;44:1396–1401 [CrossRef Medline](#)
- Kurre W, Vorlaender K, Aguilar-Pérez M, et al. Frequency and relevance of anterior cerebral artery embolism caused by mechanical thrombectomy of middle cerebral artery occlusion. *AJNR Am J Neuroradiol* 2013;34:1606–11 [CrossRef Medline](#)
- Bourcier R, Marnat G, Labreuche J, et al. Balloon guide catheter is not superior to conventional guide catheter when stent retriever

- and contact aspiration are combined for stroke treatment.** *Neurosurgery* 2020;88:E83–90 [CrossRef Medline](#)
22. Liu Y, Brinjikji W, Abbasi M, et al. **Quantification of clot spatial heterogeneity and its impact on thrombectomy.** *J Neurointerv Surg* 2021 Dec 15. [Epub ahead of print] [CrossRef Medline](#)
 23. Belachew NF, Dobrocky T, Aleman EB, et al. **SWI susceptibility vessel sign in patients undergoing mechanical thrombectomy for acute ischemic stroke.** *AJNR Am J Neuroradiol* 2021;42:1949–55 [CrossRef Medline](#)
 24. Janot K, Zhu F, Kerleroux B, JENI Research Collaboration, et al. **“Adaptative endovascular strategy to the CloT MRI in large intracranial vessel occlusion” (VECTOR): study protocol of a randomized control trial.** *J Neuroradiol* 2020;47:382–85 [CrossRef Medline](#)
 25. Bernava G, Rosi A, Boto J, et al. **Direct thromboaspiration efficacy for mechanical thrombectomy is related to the angle of interaction between the aspiration catheter and the clot.** *J Neurointerv Surg* 2020;12:396–400 [CrossRef Medline](#)